


# Table of Contents

Volume 71, Number 24, December 9, 2008  
www.neurology.org

THE MOST WIDELY READ AND HIGHLY CITED PEER-REVIEWED  
NEUROLOGY JOURNAL



## THIS WEEK IN *Neurology*<sup>®</sup>

1935 Highlights of the December 9 issue

## EDITORIALS

1936 Can we spot the IFN $\beta$  nonresponders?  
*Per Soelberg Sorensen*



1938 Antibody-phenotype correlation in stiff-person syndrome  
*Amelia Evoli*



## ARTICLES

1940 Expression and regulation of IFN $\alpha/\beta$  receptor in IFN  $\beta$ -treated patients with multiple sclerosis  
*F. Gilli, P. Valentino, M. Caldano, L. Granieri, M. Capobianco, S. Malucchi, A. Sala, F. Marnetto, and A. Bertolotto*

**Editorial, p. 1936**

1948 Impaired hypothalamic-pituitary-adrenal axis activity in patients with multiple sclerosis  
*M.C. Ysrraelit, M.I. Gaitán, A.S. Lopez, and J. Correale*

1955 Stiff-person syndrome with amphiphysin antibodies: Distinctive features of a rare disease  
*Beth B. Murinson and Joseph B. Guarnaccia*

**Editorial, p. 1938**

1959 Mutated mitofusin 2 presents with intrafamilial variability and brain mitochondrial dysfunction  
*R. Del Bo, M. Moggio, M. Rango, S. Bonato, M.G. D'Angelo, S. Ghezzi, G. Airoidi, M.T. Bassi, M. Guglieri, L. Napoli, C. Lamperti, S. Corti, A. Federico, N. Bresolin, and G.P. Comi*



1967 The *CHRNE* 1293insG founder mutation is a frequent cause of congenital myasthenia in North Africa  
*P. Richard, K. Gaudon, H. Haddad, A. Ben Ammar, E. Genin, S. Bauché, M. Paturneau-Jouas, J.S. Müller, H. Lochmüller, D. Grid, A. Hamri, S. Nouioua, M. Tazir, M. Mayer, C. Desnuelle, A. Barois, B. Chabrol, J. Pouget, J. Koenig, N. Gouider-Khouja, F. Hentati, B. Eymard, and D. Hantai*

1973 Altered language processing in autosomal dominant partial epilepsy with auditory features  
*R. Ottman, L. Rosenberger, A. Bagic, K. Kamberakis, E.K. Ritzl, A.M. Wohlschlager, S. Shamim, S. Sato, C. Liew, W.D. Gaillard, E. Wiggs, M.M. Berl, P. Reeves-Tyer, E.H. Baker, J.A. Butman, and W.H. Theodore*

1981 Nerve fiber impairment of anterior thalamocortical circuitry in juvenile myoclonic epilepsy  
*M. Deppe, C. Kellinghaus, T. Duning, G. Möddel, S. Mohammadi, K. Deppe, H. Schiffbauer, H. Kugel, S.S. Keller, E.B. Ringelstein, and S. Knecht*

1986 Medial temporal lobe atrophy on MRI scans and the diagnosis of Alzheimer disease  
*R. Duara, D.A. Loewenstein, E. Potter, J. Appel, M.T. Greig, R. Urs, Q. Shen, A. Raj, B. Small, W. Barker, E. Schofield, Y. Wu, and H. Potter*

1993 Changes in NAA and lactate following ischemic stroke: A serial MR spectroscopic imaging study  
*S. Muñoz Maniega, V. Cvorovic, F.M. Chappell, P.A. Armitage, I. Marshall, M.E. Bastin, and J.M. Wardlaw*

2000 Transcranial magnetic stimulation study of expiratory muscle weakness in acute ischemic stroke  
*F. Harraf, K. Ward, W. Man, G. Rafferty, K. Mills, M. Polkey, J. Moxham, and L. Kalra*

## CLINICAL/SCIENTIFIC NOTES

2008 Immunotherapy-reversed compulsive, monoaminergic, circadian rhythm disorder in Morvan syndrome  
*M. Spinazzi, V. Argentiero, L. Zuliani, A. Palmieri, B. Tavalato, and A. Vincent*


2010 Fetal acetylcholine receptor inactivation syndrome and maternal myasthenia gravis  
*M. Oskoui, L. Jacobson, W.K. Chung, J. Haddad, A. Vincent, P. Kaufmann, and D.C. De Vivo*

2012 Stroke following pulmonary arteriovenous fistula embolization in a patient with HHT  
*S. Felix, S. Jeannin, C. Goizet, J.B. Thambo, S. Giraud, H. Plauchu, M. Montaudon, and I. Sibon*

CONTINUED

# Table of Contents

*continued*





## REFLECTIONS: NEUROLOGY AND THE HUMANITIES

- 2015 Ferris Wheels, Fly Fishing, and the Dumping  
*Michael John Doherty*

## NEUROIMAGES

- 2018 Progressive hemianopsia caused by intracranial  
enchondroma in Ollier disease  
*T. Moser, X.Z. Lin, G. Bazille, M. Fleury,  
J.-L. Dietemann, and S. Kremer*

## RESIDENT & FELLOW SECTION

- e79 Teaching Video NeuroImage: Chvostek sign with Fahr  
syndrome in a patient with hypoparathyroidism  
*S.K. Narayan, P. Sivaprasad, R.N. Sahoo,  
and V. Bhuvaneshwari*  

- e80 Pearls & Oysters: Resolution of hemichorea following  
endarterectomy for severe carotid stenosis  
*I. Galea, F. Norwood, M.J. Phillips, C. Shearman,  
P. McMonagle, and W.R. Gibb*  


## CORRESPONDENCE

- 2019 Statins, incident Alzheimer disease, change in  
cognitive function, and neuropathology  
*To the Editor: H.M. Hussain, M. Zakria, and A.R. Arshad.  
Reply from the Authors: Zoe Arvanitakis and  
David A. Bennett*  
*To the Editor: Miguel A. Pappolla. Reply from the  
Authors: Zoe Arvanitakis and David A. Bennett*

## CORRECTION

- 2021 Gray matter involvement in multiple sclerosis

## DEPARTMENTS

- 2022 Book Review  
2023 Calendar

## FUTURE ISSUES

- 11-30A Abstracts  
46A In the Next Issue of *Neurology*<sup>®</sup>

 Podcast at [www.neurology.org](http://www.neurology.org)  e-Pub ahead of print  CME  Video  Patient Page



## *Neurology*<sup>®</sup> Podcast

### Stiff-person syndrome with amphiphysin antibodies: Distinctive features of a rare disease

The weekly podcast of content from *Neurology* is located on the AAN Web site at [www.aan.com](http://www.aan.com). Select the “podcast” button in the *Neurology* section under Publications Highlights to subscribe to the podcasts or listen to an individual podcast.

This week’s podcast features an interview by Dr. Erik R. Ensrud with Dr. Beth Brianna Murinson about her paper on stiff-person syndrome.



## *Neurology*<sup>®</sup> Online CME Program

Earn CME while reading *Neurology*. This program is available only to online *Neurology* subscribers. Simply read the articles marked CME, go to [www.neurology.org](http://www.neurology.org), and click on CME. This will provide all of the information necessary to get started. The American Academy of Neurology (AAN) is accredited by the Accreditation Council for Continuing Medical Education (ACCME) to sponsor continuing medical education for physicians. *Neurology* is planned and produced in accordance with the ACCME Essentials. For more information, contact AAN Member Services at 800-879-1960.