


# Table of Contents

Volume 70, Number 19, May 6, 2008 (Part 2 of 2)  
www.neurology.org

THE MOST WIDELY READ AND HIGHLY CITED PEER-REVIEWED  
NEUROLOGY JOURNAL



**BONUS ISSUE** ▶ *Neurobehavioral Disorders*


## EDITORIALS


1725 Nature or nurture: Education and the trajectory of declining brain function with age and Alzheimer disease  
*David A. Drachman*


1728 Atrophy accelerates with conversion from mild cognitive impairment to Alzheimer disease  
*Susanne G. Mueller and Bradford C. Dickerson*


1730 Turning over a new leaf: Ginkgo biloba in prevention of dementia?  
*Steven T. DeKosky and Curt D. Furberg*


## ARTICLES


1732 Education, cognitive function, and severity of neuropathology in Alzheimer disease  
*T.D. Koepsell, B.F. Kurland, O. Harel, E.A. Johnson, X.-H. Zhou, and W.A. Kukull*  
 **Editorial, p. 1725**


1740 Atrophy rates accelerate in amnesic mild cognitive impairment  
*C.R. Jack, Jr., S.D. Weigand, M.M. Shiung, S.A. Przybelski, P.C. O'Brien, J.L. Gunter, D.S. Knopman, B.F. Boeve, G.E. Smith, and R.C. Petersen*  
 **Editorial, p. 1728**


1753 Nitrosative stress with HIV dementia causes decreased L-prostaglandin D synthase activity  
*W. Li, T.M. Malpica-Llanos, R. Gundry, R.J. Cotter, N. Sacktor, J. McArthur, and A. Nath*  



1763 Patients with MCI and N400 or P600 abnormalities are at very high risk for conversion to dementia  
*J.M. Olichney, J.R. Taylor, J. Gatherwright, D.P. Salmon, A.J. Bressler, M. Kutas, and V.J. Iragui-Madoz*  



1771 Apolipoprotein E genotype and memory in the sixth decade of life  
*M.R. Schultz, M.J. Lyons, C.E. Franz, M.D. Grant, C. Boake, K.C. Jacobson, H. Xian, G.D. Schellenberg, S.A. Eisen, and W.S. Kremen*  


1778 Occurrence of cognitive impairment and dementia in the community: A 9-year-long prospective study  
*B. Caracciolo, K. Palmer, R. Monastero, B. Winblad, L. Bäckman, and L. Fratiglioni*  


1786 Physical activity and dementia risk in the elderly: Findings from a prospective Italian study  
*G. Ravaglia, P. Forti, A. Lucicesare, N. Pisacane, E. Rietti, M. Bianchin, and E. Dalmonte*  


1795 Statins, incident Alzheimer disease, change in cognitive function, and neuropathology  
*Z. Arvanitakis, J.A. Schneider, R.S. Wilson, J.L. Bienias, J.F. Kelly, D.A. Evans, and D.A. Bennett*  


1803 Associations of job demands and intelligence with cognitive performance among men in late life  
*G.G. Potter, M.J. Helms, and B.L. Plassman*  


1809 A randomized placebo-controlled trial of Ginkgo biloba for the prevention of cognitive decline  
*H.H. Dodge, T. Zitzelberger, B.S. Oken, D. Howieson, and J. Kaye*  
 **Editorial, p. 1730**


1818 Knee height and arm span: A reflection of early life environment and risk of dementia  
*T.L. Huang, M.C. Carlson, A.L. Fitzpatrick, L.H. Kuller, L.P. Fried, and P.P. Zandi*

1827 CSF biomarkers in frontotemporal lobar degeneration with known pathology  
*H. Bian, J.C. Van Swieten, S. Leight, L. Massimo, E. Wood, M. Forman, P. Moore, I. de Koning, C.M. Clark, S. Rosso, J. Trojanowski, V.M.-Y. Lee, and M. Grossman*

CONTINUED

# Table of Contents

*continued*



1836 Whole-brain atrophy rate in Alzheimer disease: Identifying fast progressors  
*J.D. Sluimer, H. Vrenken, M.A. Blankenstein, N.C. Fox, P. Scheltens, F. Barkhof, and W.M. van der Flier*

1842 APOE  $\epsilon$ 4 allele predicts faster cognitive decline in mild Alzheimer disease  
*S. Cosentino, N. Scarmeas, E. Helzner, M.M. Glymour, J. Brandt, M. Albert, D. Blacker, and Y. Stern*



1850 Abnormal TDP-43 immunoreactivity in AD modifies clinicopathologic and radiologic phenotype  
*K.A. Josephs, J.L. Whitwell, D.S. Knopman, W.T. Hu, D.A. Stroh, M. Baker, R. Rademakers, B.F. Boeve, J.E. Parisi, G.E. Smith, R.J. Ivnik, R.C. Petersen, C.R. Jack, Jr., and D.W. Dickson*



1858 Candesartan and cognitive decline in older patients with hypertension: A substudy of the SCOPE trial  
*B.K. Saxby, F. Harrington, K.A. Wesnes, I.G. McKeith, and G.A. Ford*

## CLINICAL/SCIENTIFIC NOTES

1867 Diffusion tensor imaging demonstrates fiber impairment in Susac syndrome  
*I. Kleffner, M. Deppe, S. Mohammadi, H. Schiffbauer, N. Stupp, H. Lohmann, P. Young, and E.B. Ringelstein*



 Podcast at [www.neurology.org](http://www.neurology.org)  e-Pub ahead of print  CME  Video  Patient Page



## Neurology<sup>®</sup> Online CME Program

Earn CME while reading *Neurology*. This program is available only to online *Neurology* subscribers. Simply read the articles marked CME, go to [www.neurology.org](http://www.neurology.org), and click on CME. This will provide all of the information necessary to get started. The American Academy of Neurology (AAN) is accredited by the Accreditation Council for Continuing Medical Education (ACCME) to sponsor continuing medical education for physicians. *Neurology* is planned and produced in accordance with the ACCME Essentials. For more information, contact AAN Member Services at 800-879-1960.